



Rollergy Blinds

Installation Instructions



15 Years OEM/ODM Factory

China's first manufacturer of shade fabrics with a fully air-conditioned and controlled plant environment.



Customized Design

Cooperate with international designers to provide customized design services.



Innovation And Technology

Focus on solving building shading and energy-saving systems, using technology and art to provide customized window decoration products with a sense of technology for buildings and homes.



Professional Team

From the research and development, design, production, sales, installation, and training of shade fabrics, through vertical integration and reduction of intermediate links, the ultimate cost performance is achieved.



HanDe group is a subsidiary of Sununion Group, who is mainly engaged in window covering business, HanDe was established in 2015 and owns the brand of "Sunesse" and "Rollergy", for his sun shading material and finished blind brand perceptively.

As a professional integrator focusing on building shading and energy saving system, as well as an innovative technology enterprise using technology and designing to provide customized window covering products, HanDe is committed to improving people's living and working environment through sun shading, and inadvertently achieving balance between light and dark, cold and hot, space and space and the balance between city and nature. "Play light and temperature, for green life" is the vision of HanDers. The footsteps of HanDers originated from the world-famous window covering enterprises, and the mission of the company is to create a comparable Chinese enterprise in the world in window covering industry.



ROLLERGY

柔景



Sheer Shades





ROLLERGY

柔景



Sheer Shades

Installation Method

TOOLS INSIDE PACKAGE


A.Brackets

B.Screws

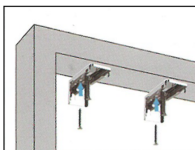
C.Tie-Down Device



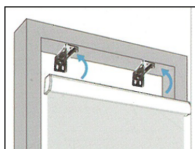
Inside Mount



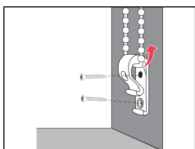
1.Mark and Drill



2.Install the brackets on the top of inside frame with screws provided.




3.Hook the rail onto the bottom of the bracket and rotate it until the back of the rail securely snaps into place.

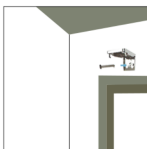


4.Securing the chain loop (optional)

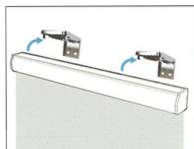
Outside Mount



1.Mark and drill



2.Install the brackets with screws provided.



3.Hook the rail onto the bottom of the bracket and rotate it until the back of the rail securely snaps into place.



ROLLERGY

柔景

Plenty of SIZES&COLORS for you to choose:

- 👍 Free online consultation for window blinds and shades styles combination.
- 👍 Custom sizes not in the menu
- 👍 Custom shipping time...

We are HanDe Manufacturing (China) Co., Ltd.

Please search supplier 'Rollergy' on Alibaba to contact us for more information.

 Alibaba.com

Suppliers v Rollergy

NEW

 Search



Application scenarios

